

# RadMD Shared Access Quick Start Guide

This Quick Start Guide is a tool to assist providers and staff in viewing authorization requests initiated by Other RadMD users within a practice via the "Shared Access" feature on RadMD. The user that you share access will also have the ability to view and manage authorization requests that you initiated.

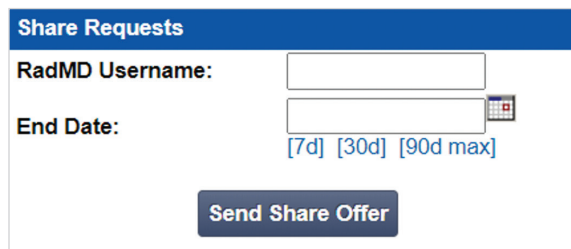
To start, open your Internet browser and visit [www.RadMD.com](http://www.RadMD.com). Click "Login" on the right side of the screen. Enter your Username and Password, then click "Login."

## From the main menu click the "Shared Access" link located under Admin Heading

Complete the Share Request form by entering the username of the user you would like to share authorization requests. Users will need to work directly with staff members (via email, telephone, chat, message, etc.) to obtain their RadMD Username that is used when logging into RadMD.


### 1. Enter the number of days you wish to share access with a user.

- Use the calendar to identify the number of days or select quick picks, (i.e. 7d, 30d, 90 days).
- The start date for the sharing agreement is always the first day the offer is sent.
- Click "Send Share Offer."



### 2. Pending Shared Requests


- Once an offer is sent to a user, the request will show as pending until the user accepts the share access request.
- User who sent the request will have the option to cancel the share request that was sent. Click "Cancel" if you wish to cancel the share request.
- User receiving the request has the option to accept or reject a request.

3 pending offers 

From	To	Active Period	Request Sent	Actions
		9/24/2020 - 10/1/2020 7 days	9/24/2020 09:07 AM	Cancel

### 3. Active Shared Requests

- When the user accepts the request, the request will move from the pending share offers to active shares.
- Share requests will be available during the active period.
- Share requests can last up to 90 days maximum. If more days are required the agreement must be renewed.

2 active shares 

From	To	Active Period	Request Sent	Actions
		9/24/2020 - 10/1/2020 7 days	9/24/2020 09:04 AM	Renew for 7 days Cancel

#### 4. To Renew a Shared Agreement

- Click the "Renew for X days" link before the request expires OR
- Send another shared agreement by entering the RadMD Username and selecting the number of days you wish to share the request.

**Actions**

[Renew for 90 days](#) [Cancel](#)

#### To Search for a Request shared by others:

- Search for shared and your authorization requests by name, Member ID, authorization number and tracking number or Search by Date Range.
- Note: "View All Of My Own Online Requests" displays Authorization requests that were entered by the logged in user only.

RadMD Request Verification - Search

**Request Verification**

[View all of my own online requests](#)

Member Name	Member ID	Request ID	Tracking Number	Request Date
Last Name: <input type="text"/>	Member ID: <input type="text"/>	Request ID: <input type="text"/>	Tracking Number: <input type="text"/>	Start: <input type="text"/>
First Name: <input type="text"/>	<input type="button" value="Member ID Search"/>	<input type="button" value="Request Search"/>	<input type="button" value="Tracking Search"/>	End: <input type="text"/>
<input type="button" value="Name Search"/>				<input type="button" value="Date Search"/>

#### Questions? Comments?

Need help? Send an email to: [RadMDSupport@MagellanHealth.com](mailto:RadMDSupport@MagellanHealth.com).

For questions regarding the program, call Provider Services Line at **1-800-327-0641**.

RadMD is available 24/7, except when maintenance is performed once every other week after business hours.