

Wellcare Medical Specialty Solutions

Provider Training Presented by:
Gina Braswell OTR/L
Senior Manager, Provider Relations



wellcare



NIA

NIA Program Agenda



Introduction to NIA



Our Program

- Authorization Process
- Other Program Components
- Provider Tools and Contact Information




RadMD Demo



Questions and Answers

NIA Specialty Solutions

National Footprint / Medicaid Experience



National Footprint

- ✓ **Since 1995** – delivering radiology benefits management solutions; one of the *go-to* care partners in industry.
- ✓ **84 health plans/markets** – partnering with NIA for management of advanced and/or cardiac imaging solutions.
- ✓ **32.38M national lives** – **participating** in an NIA Medical Specialty Solutions nationally.
- ✓ **Diverse populations** – Medicaid, Exchanges, Medicare, Commercial, FEP, Provider Entities.

Medicaid/Medicare Expertise/Insights

- ✓ **58 Medicaid plans/markets** with NIA Medical Specialty Solutions in place.
- ✓ **17.49M Medicaid lives** – in addition to 2.09M Medicare Advantage lives participating in an NIA Medical Specialty Solutions program nationally.

Intensive Clinical Specialization & Breadth

- ✓ **Specialized Physician Teams**
 - 160+ actively practicing, licensed, board-certified physicians
 - 28 specialties and sub-specialties

URAC Accreditation & NCQA Certified

NIA's Prior Authorization Program



The Program

- Wellcare began a prior authorization program through NIA for the management of Medical Specialty Solutions.



Important Dates

- Program start date: April 1, 2021



Procedures & Settings Included

- CT/CTA
 - CCTA
 - MRI/MRA
 - PET Scan
 - Myocardial Perfusion Imaging
 - MUGA Scan
 - Stress Echocardiography
 - Echocardiography
- Effective 7/1/2022:
- Left Heart Catheterization
 - Cardiac Implantable Devices (defibrillator, pacemaker)
 - Physical Medicine (Physical, Occupational and Speech Therapy)
- Settings:
- Office
 - Outpatient hospital



Membership Included

- Medicare



Network

- NIA's Medical Specialty Solutions for non-emergent outpatient Medical Specialty Solutions services for Wellcare membership are managed through Wellcare contractual relationships.

NIA's Prior Authorization Program




Effective April 1, 2021: Any services rendered on or after April 1, 2021, require authorization. Providers began obtaining authorizations from NIA via RadMD or call center for services rendered on or after April 1, 2021. Only non-emergent procedures performed in an outpatient setting require authorization with NIA.



Procedures Requiring Authorization

- CT/CTA
- CCTA
- MRI/MRA
- PET Scan
- Myocardial Perfusion Imaging
- MUGA Scan
- Stress Echocardiography
- Echocardiography
- Left Heart Catheterization (Effective 7/1/2022)
- Cardiac Implantable Devices (defibrillator, pacemaker) (Effective 7/1/2022)
- Physical Medicine (Physical, Occupational and Speech Therapy) (Effective 7/1/2022)



Excluded from the Program Procedures Performed in the following Settings:

- Hospital inpatient
- Emergency room
- Observation status

List of CPT Procedure Codes Requiring Prior Authorization



Review Claims/Utilization Review Matrix to determine CPT codes managed by NIA.



CPT Codes and their Allowable Billable Groupings.



Located on www.RadMD.com.



Defer to Wellcare's Policies for Procedures not on Claims/Utilization Review Matrix.



WellCare Health Plans Utilization Review Matrix 2022

The matrix below contains all of the CPT 4 codes for which National Imaging Associates, Inc. (NIA) manages on behalf of WellCare. This matrix is designed to assist in the resolution of claims adjudication and claims questions related to those services authorized by NIA. The "Allowable Billed Groupings" is meant to outline that if a given procedure is authorized, that any one of the listed procedure codes could be submitted on a claim representing that service. This assumes that the member is eligible at the time of the service, that appropriate rebundling rules are applied, that the claim includes an appropriate diagnosis code for the CPT code and that the service is performed within the validity period.

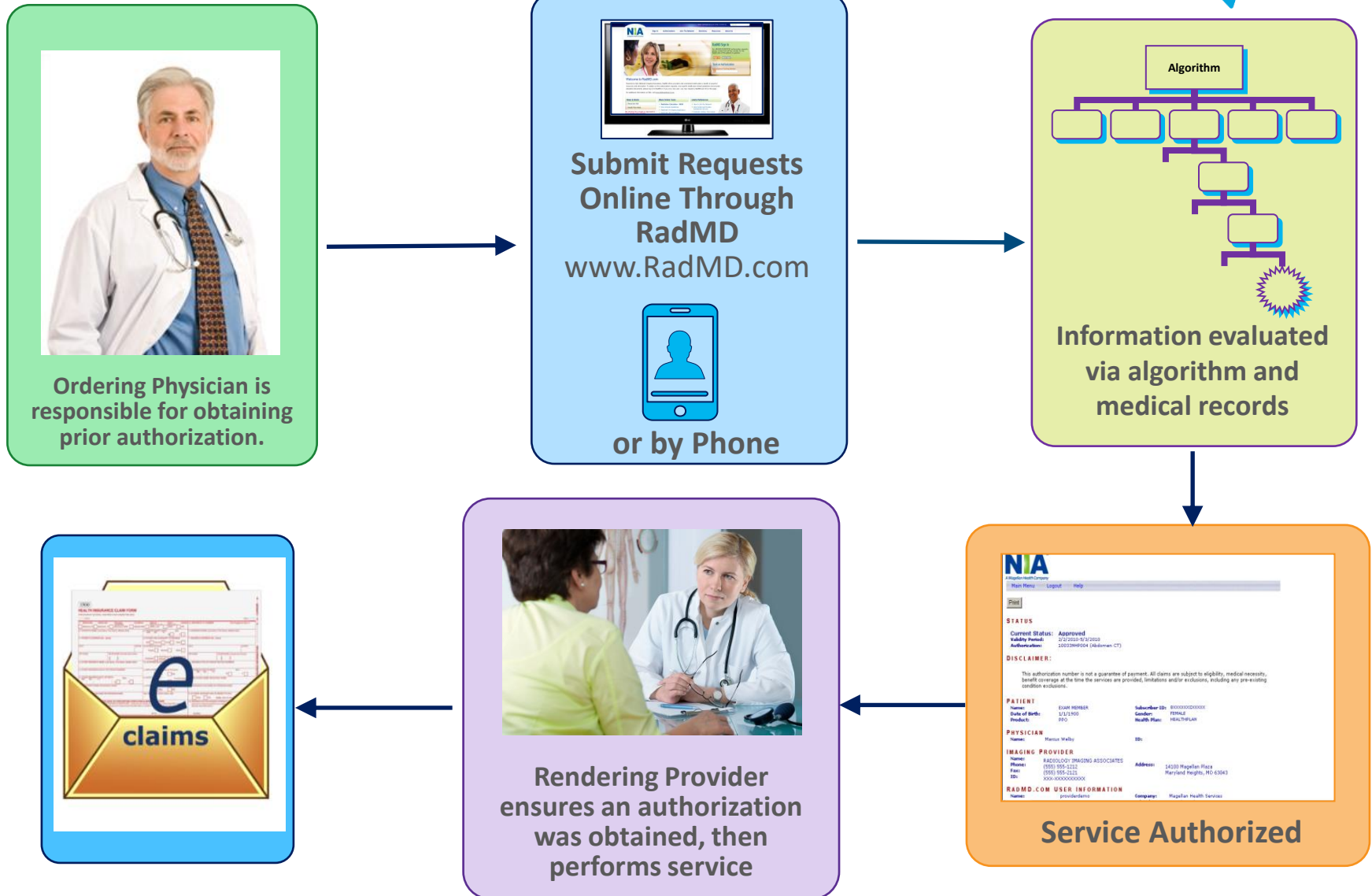
If a family of CPT codes is not listed in this matrix, an exact match is required between the authorized CPT code and the billed CPT code. If the exact match does not occur, the charge should be adjudicated accordingly.

*Please note: Services rendered in an Emergency Room, Surgery Center or Hospital Inpatient setting are not managed by NIA.

Authorized CPT Code	Description	Allowable Billed Groupings
70336	MRI Temporomandibular Joint	70336
70450	CT Head/Brain	70450, 70460, 70470
70480	CT Orbit	70480, 70481, 70482
70486	CT Maxillofacial/Sinus	70486, 70487, 70488, 76380
70490	CT Soft Tissue Neck	70490, 70491, 70492
70496	CT Angiography, Head	70496
70498	CT Angiography, Neck	70498
70540	MRI Orbit, Face, and/or Neck	70540, 70542, 70543, +0698T
70551	MRI Internal Auditory Canal	70551, 70552, 70553, 70540, 70542, 70543, +0698T
70544	MRA Head	70544, 70545, 70546
70547	MRA Neck	70547, 70548, 70549
70551	MRI Brain	70551, 70552, 70553, +0698T
70554	Functional MRI Brain	70554, 70555
71250	CT Chest	71250, 71260, 71270, 71271
71271	Low Dose CT for Lung Cancer Screening	71271
71275	CT Angiography, Chest (non coronary)	71275
71550	MRI Chest	71550, 71551, 71552, +0698T
71555	MRA Chest (excluding myocardium)	71555
72125	CT Cervical Spine	72125, 72126, 72127
72128	CT Thoracic Spine	72128, 72129, 72130
72131	CT Lumbar Spine	72131, 72132, 72133
72141	MRI Cervical Spine	72141, 72142, 72156, +0698T

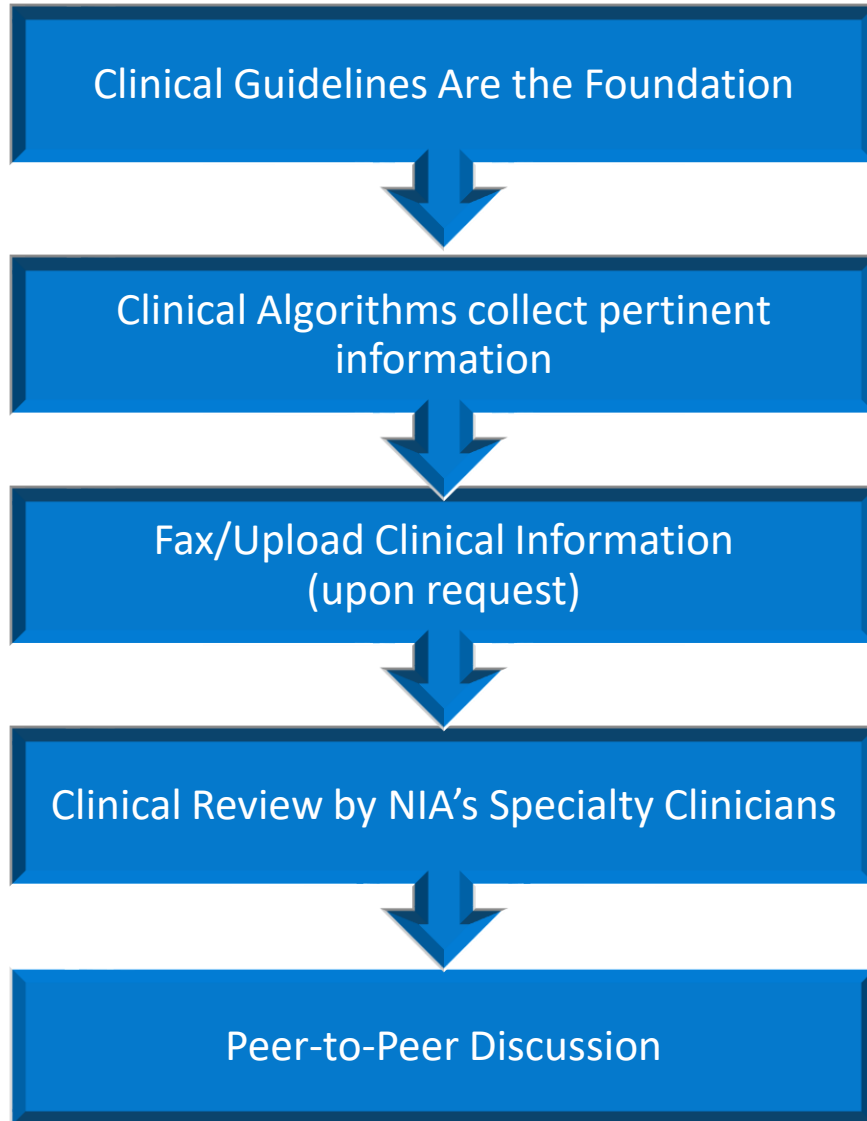
1—WellCare Health Plans Utilization Review Matrix 2021

Prior Authorization Process Overview



Recommendation to Rendering Providers: Do not schedule test until authorization is received

NIA's Clinical Foundation & Review



- **Clinical guidelines** were developed by practicing specialty physicians, through literature reviews and evidenced-based research. Guidelines are reviewed and mutually approved by the Plan and NIA Medical Officers and clinical experts. **Clinical Guidelines are available on www.RadMD.com**
- Algorithms are a branching structure that changes depending upon the answer to each question.
- The member's clinical information/medical record will be required for validation of clinical criteria before an approval can be made.
- NIA has a specialized clinical team.
- Peer-to-peer discussions are offered for any request that does not meet medical necessity guidelines.
- **Our goal – ensure that members are receiving appropriate care.**

Member and Clinical Information Required for Authorization



General

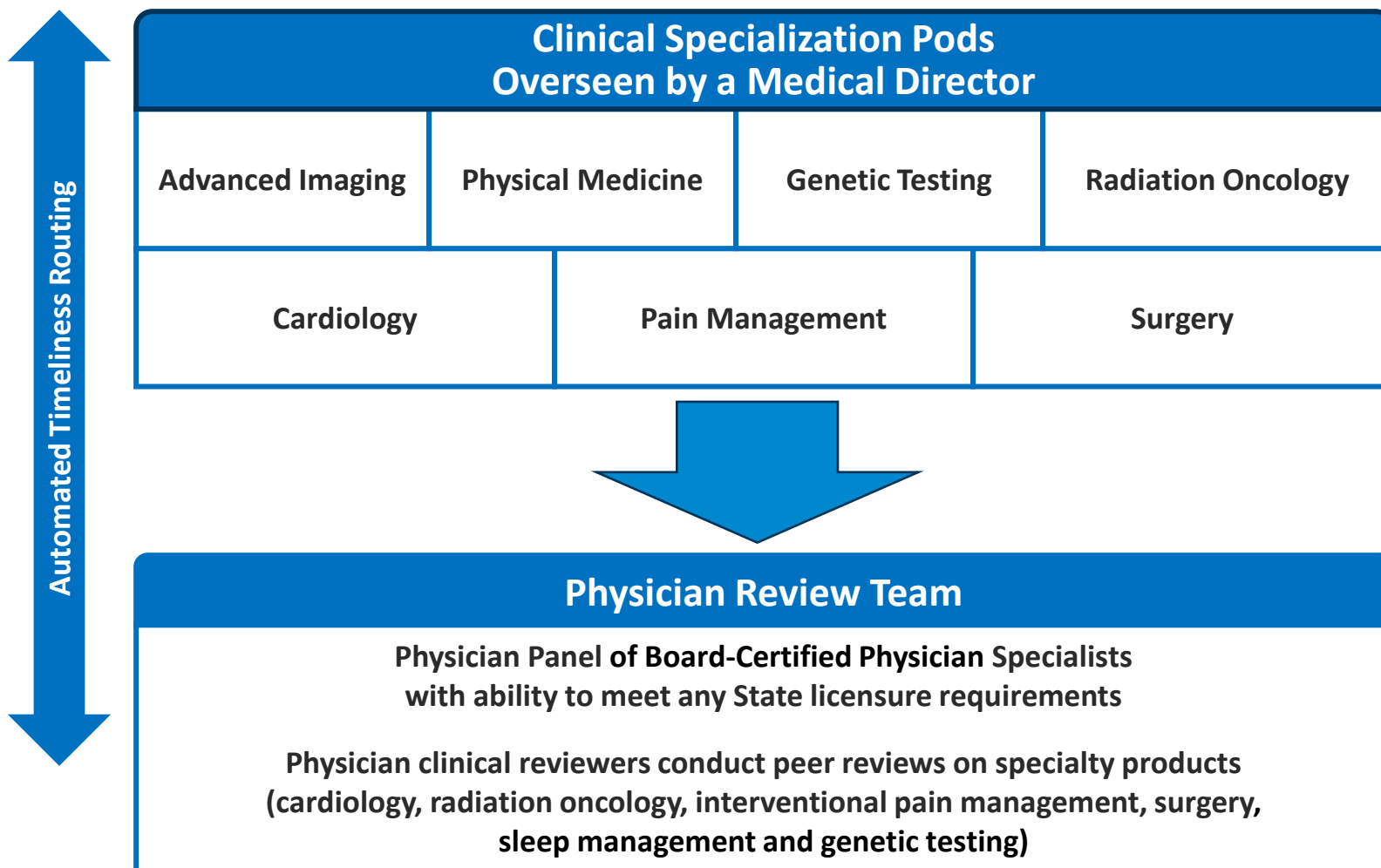
- Includes: ordering physician information, member information, rendering provider information, requested examination, etc.

Clinical Information

- Includes clinical information that will justify examination, symptoms and their duration, physical exam findings
- Preliminary procedures already completed (e.g., x-rays, CTs, lab work, ultrasound reports, scoped procedures, referrals to specialist, specialist evaluation)
- Reason the study is being requested (e.g., further evaluation, rule out a disorder)

Refer to the Prior Authorization Checklists on RadMD for more specific information.

Clinical Specialty Team Review



Document Review



NIA may request member's medical records/additional clinical information.



When requested, validation of clinical criteria within the member's medical records is required before an approval can be made.



Ensures that clinical criteria that supports the requested test are clearly documented in medical records.



Helps ensure that members receive the most appropriate, effective care.



NIA to Ordering Physician: Request for Additional Clinical Information



CC_TRACKING_NUMBER FAXC

NIA
National Imaging Associates, Inc.

ABDOMEN - PELVIS CT
PLEASE FAX THIS FORM TO: 1-800-784-6864 Date: TODAY

ORDERING PHYSICIAN:	REQ_PROVIDER		
FAX NUMBER:	FAX_RECIP_PHONE	TRACKING NUMBER:	CC_TRACKING_NUMBER
RE:	Authorization Request	MEMBER ID:	MEMBER_ID
PATIENT NAME:	MEMBER_NAME		
HEALTH PLAN:	HEALTH_PLAN_DESC		

We have received your request for Abdomen - Pelvis CT. As we are unable to approve based on the information provided to date, please respond to this fax as soon as possible.

Study Requested was: Abdomen - Pelvis CT
For documentation **ALWAYS PROVIDE:**

1. The most recent office visit note
2. Any office visit note since initial presentation of the complaint/problem requiring imaging
3. Any supporting documentation such as diagnostic or imaging reports that corroborate abnormalities or the requirement for follow-up imaging

Further specifics and examples are listed below:
FAX QUESTIONS_ADDL
aalfaddlifaxquestions

- a) Abdominal pain evaluation:**
Provide details regarding history of abdominal pain (history- onset, trauma mechanism, if relevant, effect on/change w/ bowel or urinary habits, relevant past medical history- bowel disease or surgery, etc; examination, including pelvic/rectal examinations; diagnostic work-up- submit reports demonstrating abnormalities; prior treatment/consultation, if any).
- b) Abnormal finding on examination, imaging or laboratory test:**
Provide the office visit note(s) or lab/imaging report that documents the abnormality found and any needed explanation of the relevance to the request for abdomen/pelvis CT imaging
- c) Suspicion of cancer:**
Provide the office visit/consultation notes indicating rationale for suspicion of cancer, along with relevant examination, diagnostic/imaging reports indicating the relevance of an imaging test in further evaluation of a possible malignancy
- d) History of cancer:**
Provide the office visit note describing the current symptoms or issue and the history; report of the biopsy and/or relevant treatment reports that will document the cell type of the cancer and treatment to date.
- e) Pre-operative evaluation:**
Provide the office visit note/consultation by the surgical specialist indicating the operation planned and indications. It is usually expected that planned pre-operative evaluation will be ordered by the surgeon in conjunction with surgical scheduling so that the two coincide within a four week/30 day period.
- f) Post-operative evaluation:**

FAXC CC_TRACKING_NUMBER



A fax is sent to the provider detailing what clinical information that is needed, along with a Fax Coversheet.



We stress the need to provide the clinical information as quickly as possible so we can make a determination.



Determination timeframe begins after receipt of clinical information.



Failure to receive requested clinical information may result in non certification.

Submitting Additional Clinical Information



- Records may be submitted:
 - Upload to www.RadMD.com
 - Fax using that NIA coversheet
- Location of Fax Coversheets:
 - Can be printed from www.RadMD.com
 - Call **1-800-424-5388**
- Use the case specific fax coversheets when faxing clinical information to NIA

Request Verification Details

Exam Request Verification: Detail

Print Fax Coversheet Upload Clinical Document

Member	Provider
Name:	Name:
Gender:	Address:
Date of Birth:	Phone:
Member ID:	Tax ID:
Health Plan:	UPIN:
	Specialty:

Case

Case Description:	Request ID:
Request Date:	Status:
Entry Method:	ity Dates:
ICD10:	act Name:
Final Determination Date:	

Clinical Review Process



Physicians' Office Contacts NIA for Prior Authorization

- ✓ RadMD
- ✓ Telephone



NIA Initial Clinical Specialty Team Review

- Additional clinical information submitted and reviewed – Procedure Approved
- Additional clinical not complete or inconclusive – Escalate to Physician Review

✓ *Designated & Specialized Clinical Team interacts with Provider Community.*

1

2

3

4

System Evaluates Request Based on Information Entered by Physician

- Clinical information complete – Procedure Approved
- Additional clinical information required – Pends for clinical validation of medical records

NIA Specialty Physician Reviewers

- NIA Physician approves case *without* peer-to-peer

✓ *Peer-to-peer outbound attempt made if case is not approvable*

- NIA Physician approves case with peer-to-peer
- Ordering Physician withdraws case during peer-to-peer
- Physician denies case based on medical criteria

✓
*Key NIA
Differentiators*

Generally, the turnaround time for completion of these requests is within two to three business days upon receipt of sufficient clinical information



Urgent/Expedited Authorization Process

- If an urgent clinical situation exists (outside of a hospital emergency room) during business hours, please call NIA immediately.
- The NIA Website www.RadMD.com cannot be used for medically urgent or expedited prior authorization requests during business hours. Those requests must be processed by calling the NIA call center at **1-800-424-5388**.
- Turnaround time is within 1 Business day not to exceed 72 Calendar Hours.

Notification of Determination



Authorization Notification

- **Validity Period - Authorizations are valid for:**
30 days from request date.

Denial Notification

- Notifications will include an explanation of what services have been denied and the clinical rationale for the denial.
- A peer-to-peer discussion can be initiated once the adverse determination has been made.
- In the event of a denial, providers are asked to follow the appeal instructions provided in their denial letter.
- Medicare re-opens are not available.



How Claims Should be Submitted

- Rendering providers/Imaging providers should continue to send their claims directly to Wellcare.
- Providers are strongly encouraged to use EDI claims submission.
- Check on claims status by logging on to the Wellcare website.

Claims Appeals Process

- In the event of a prior authorization or claims payment denial, providers may appeal the decision through Wellcare.
- Providers should follow the instructions on their non-authorization letter or Explanation of Payment (EOP) notification.

Radiation Safety and Awareness



Studies suggest a significant increase in cancer in dose estimates in excess of 50 mSv






CT scans and nuclear studies are the largest contributors to increased medical radiation exposure



According to the 2019 NCRP Report, a dramatic decrease in average radiation dose per person by as much as 15 – 20% has been demonstrated due to radiation safety and technological advances.

1 mSv=




 4 months of 
natural exposure

 50 chest x-rays

NIA has developed a Radiation Awareness Program designed to create member and physician awareness of radiation concerns



Radiation Awareness Program

-  Identification of High Exposure Members
-  Point of Service Provider Notification and Opportunities for Provider Education
-  Promote Member Awareness and Education



RadMD Website
www.RadMD.com

Available



24/7 (except during
maintenance, performed
every third Thursday of the
month from 9 pm –
midnight PST)



Toll Free Number
1-800-424-5388

Available



7:00 AM – 7:00 PM CST

- Request Authorization
 - View Authorization Status
 - View and manage Authorization Requests with other users
 - Upload Additional Clinical Information
 - View Requests for additional Information and Determination Letters
 - View Clinical Guidelines
 - View Frequently Asked Questions (FAQs)
 - View Other Educational Documents
-
- Interactive Voice Response (IVR) System for authorization tracking

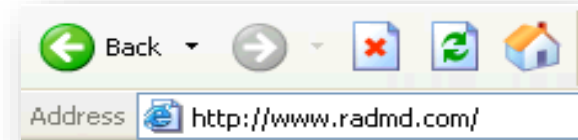


RadMD Functionality varies by user:

- **Ordering Provider's Office** – View and submit requests for authorization.
- **Rendering Provider** – Views approved, pended and in-review authorizations for their facility. Ability to submit outpatient imaging requests on behalf of ordering provider.

Online Tools Accessed through www.RadMD.com:

- NIA's Clinical Guidelines
- Frequently Asked Questions
- Quick Reference Guides
- Checklist
- RadMD Quick Start Guide
- Claims/Utilization Matrices



Registering on RadMD.com To Initiate Authorizations

Everyone in your organization is required to have their own separate username and password due to HIPAA regulations.

STEPS:

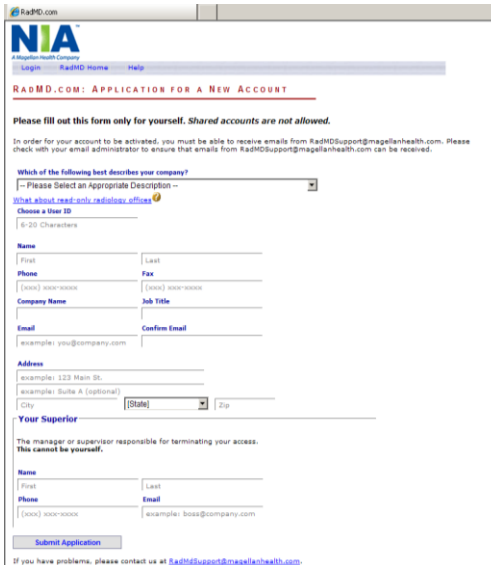
1. Click the “New User” button on the right side of the home page.
2. Select “Physician’s office that orders procedures”
3. Fill out the application and click the “Submit” button.
 - You must include your e-mail address in order for our Webmaster to respond to you with your NIA-approved username and password.

NOTE: On subsequent visits to the site, click the “Sign In” button to proceed.

Offices that will be both ordering and rendering should request ordering provider access, this will allow your office to request authorizations on RadMD and see the status of those authorization requests.



- 2 -- Please Select an Appropriate Description --
- Physician's office that orders procedures
- Facility/office where procedures are performed
- Health Insurance company
- Cancer Treatment Facility or Hospital that performs radiation oncology procedures
- Physicians office that prescribes radiation oncology procedures
- Physical Medicine Practitioner (PT, OT, ST, Chiro, etc.)



3

RadMD.com

NIA
A Magellan Health Company

Log In RadMD Home Help

RADMD.COM: APPLICATION FOR A NEW ACCOUNT

Please fill out this form only for yourself. Shared accounts are not allowed.

In order for your account to be activated, you must be able to receive emails from RadMDsupport@magellanhealth.com. Please check with your email administrator to ensure that emails from RadMDsupport@magellanhealth.com can be received.

Which of the following best describes your company?
-- Please Select an Appropriate Description --

What about read-only radiology offices?

Choose a User ID
4-20 Characters

Name
First Last

Phone Fax
[xxx] xxx-xxxx [xxx] xxx-xxxx

Company Name Job Title

Email Confirm Email
example.you@company.com

Address
example 123 Main St.
example Suite A (optional)
City [State] Zip

Your Superior
The manager or superior responsible for terminating your access.
This cannot be yourself.

Name
First Last
Phone email
[xxx] xxx-xxxx example boss@company.com

Submit Application

If you have problems, please contact us at RadMDsupport@magellanhealth.com.

RadMD Enhancements



NIA offers a **Shared Access** feature on our www.RadMD.com website. Shared Access allows ordering providers to view authorization requests initiated by other RadMD users within their practice.

The screenshot displays the RadMD website interface. At the top right, there are links for "Provider Resources" and "User" with a dropdown arrow. The main content area is divided into two columns. The left column is titled "Request" and lists several categories: "Exam or specialty procedure (including Cardiac, Ultrasound, Sleep Assessment)", "Physical Medicine" (with a link "Initiate a Subsequent Request"), "Radiation Treatment Plan", "Pain Management or Minimally Invasive Procedure", "Spine Surgery or Orthopedic Surgery", and "Genetic Testing". The right column is titled "Resources and Tools" and lists "Shared Access", "Clinical Guidelines", and "Request access to Tax ID". Below these columns, there is a "Login As Username:" field with a "Login" button. At the bottom, there is a "Request Status" section with links "Search for Request" and "View All My Requests", and a "Tracking Number:" field with a "Search" button and a link "Forgot Tracking Number?".

If practice staff is unavailable for a period, access can be shared with other users in the practice. They will be able to view and manage the authorization requests initiated on www.RadMD.com, allowing them to communicate with members and facilitate treatment.

Allows Users the ability to view all approved, pended and in-review authorizations for facility

IMPORTANT

- Everyone in your organization is required to have their own separate username and password due to HIPAA regulations.
- Designate an “Administrator” who will be able to grant privileges to desired Tax ID number(s).

STEPS:

1. Click the “New User” button on the right side of the home page.
2. Select “Facility/office where procedures are performed”
3. Fill out the application and click the “Submit” button.
 - You must include your e-mail address for our Webmaster to respond to you with your NIA-approved username and password.
4. New users will be granted immediate access.

NOTE: On subsequent visits to the site, click the “Sign In” button to proceed.

If you have multiple staff members entering authorizations and you want each person to be able to see all approved, pended and in review authorizations, they will need to register for a rendering username and password. Each user will need to complete an application on RadMD. This will allow users to see all approved, pended and in review authorizations under your Tax ID Number. Rendering access will also allow facility to submit outpatient imaging requests on behalf of ordering provider.

1



2

-- Please Select an Appropriate Description --

Physician's office that orders procedures

Facility/office where procedures are performed

Health Insurance company

Cancer Treatment Facility or Hospital that performs radiation oncology procedures

Physicians office that prescribes radiation oncology procedures

Physical Medicine Practitioner (PT, OT, ST, Chiro, etc.)

3

A screenshot of the RadMD registration form for a new account. The page title is 'RADMD.COM: APPLICATION FOR A NEW ACCOUNT'. It includes a 'Please fill out this form only for yourself. Shared accounts are not allowed.' notice. A dropdown menu is set to 'Please select an Appropriate Description --' with 'Facility/office where procedures are performed' selected. Below this is a 'Choose a User ID' field with a character count of 6-20. The form contains several input fields: Name (First and Last), Phone and Fax, Company Name and Job Title, Email (with a 'Confirm Email' field), and Address (Street, City, State, Zip). There is also a 'Your Superior' section with fields for Name, Phone, and Email. A 'Submit Application' button is at the bottom.

When to Contact NIA



Providers:

<p>Initiating or checking the status of an authorization request</p>	<ul style="list-style-type: none">▪ Website, www.RadMD.com▪ Toll-free number 1-800-424-5388 - Interactive Voice Response (IVR) System
<p>Initiating a Peer-to-Peer Consultation</p>	<ul style="list-style-type: none">▪ Call 1-800-424-5388
<p>Provider Service Line</p>	<ul style="list-style-type: none">▪ RadMDSupport@evolent.com▪ Call 1-800-327-0641
<p>Provider Education requests or questions specific to NIA</p>	<ul style="list-style-type: none">▪ Gina Braswell OTR/L Provider Relations Manager 1-952-225-5726 gbraswell@evolent.com

RadMD Demonstration



Confidentiality Statement



The information presented in this presentation is confidential and expected to be used solely in support of the delivery of services to Wellcare members. By receipt of this presentation, each recipient agrees that the information contained herein will be kept confidential and that the information will not be photocopied, reproduced, or distributed to or disclosed to others at any time without the prior written consent of Wellcare and Evolent Health, LLC.



Thanks

