







Wellcare of Delaware Interventional Pain Management (IPM) Program

Provider Training

Evolut Program Agenda

Our IPM Program

-  Authorization Process
 - Other Program Components
-  Provider Tools and Contact Information
-  RadMD Demo
-  Questions and Answers

Evolent

Connecting Our Brands is About Connecting Care



IPM Prior Authorization Program



- Wellcare of Delaware will begin a prior authorization program through Evolent for the management of IPM Services.




- Program start date: January 1, 2024
- Begin obtaining authorizations from Evolent on January 1, 2024 , for services rendered on or after January 1, 2024 .



- Outpatient, Interventional pain management
- Surgery Center
- In Office
- Hospital



- Medicare
- **DSNP-POS (HIDE/Coordinated): Effective January 1, 2026**



- Evolent will manage services through Wellcare of Delaware’s contractual relationships.

Interventional Pain Management (IPM)

IPM Procedures Performed Outpatient

- Spinal Epidural Injections
- Paravertebral Facet Joint Injections of Blocks
- Paravertebral Facet Joint Denervation (Radiofrequency (RF) Neurolysis)
- Sacroiliac Joint Injections
- Sympathetic Nerve Blocks
- Spinal Cord Stimulators

IPM Exclusions

Exclusions

- Hospital Inpatient
- Observation
- Emergency Room/Urgent Care Facility

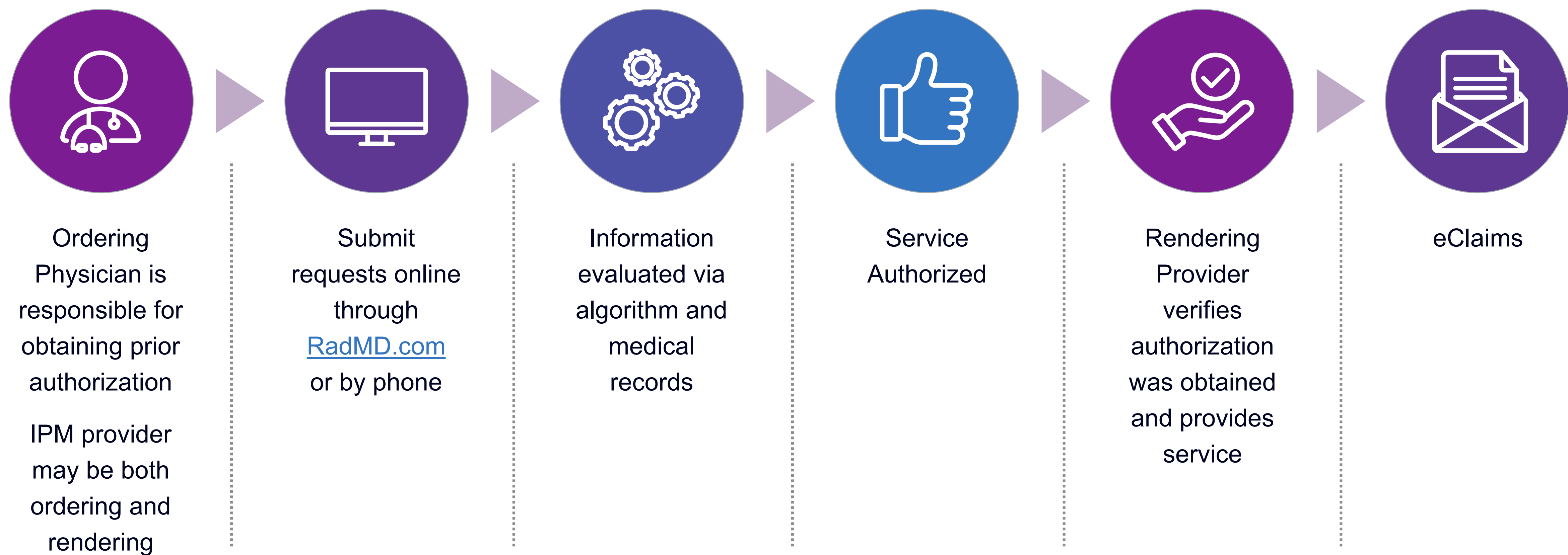


CPT Codes Requiring Prior Authorization (IPM Example)

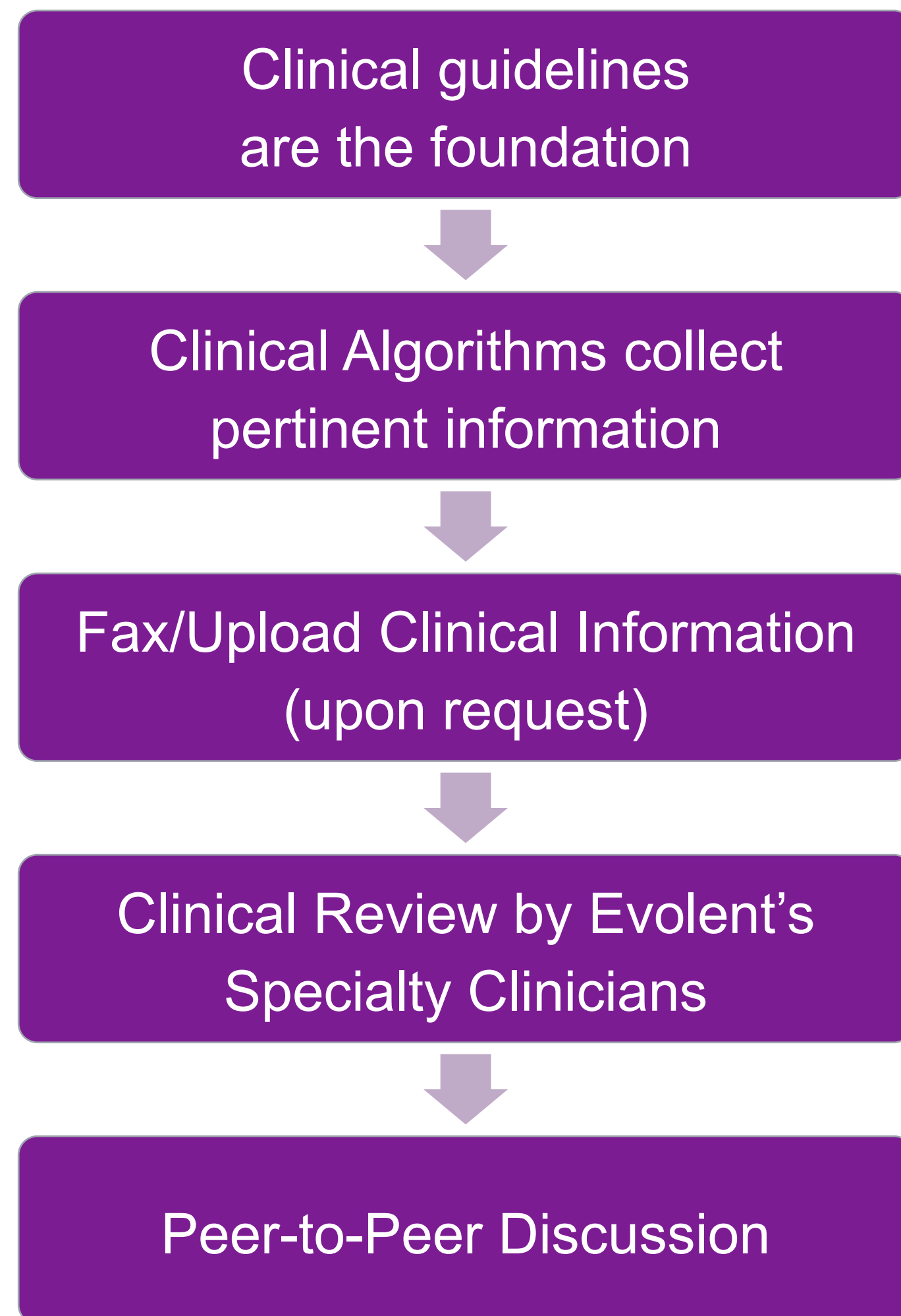
- ✓ Review the Utilization Review Matrix to determine CPT codes managed by Evolent.
- ✓ Includes CPT Codes and their Allowable Billable Groupings.
- ✓ Located on [RadMD.com](https://www.radmd.com)
- ✓ Defer to Wellcare of Delaware’s Policies for Procedures not on Utilization Review Matrix.

IPM PROCEDURES			
Procedure Name	Primary CPT Code	Allowable Billed Groupings	Ancillary Procedures/Code
Sacroiliac Joint Injection	27096	27096, G0260	
Spinal Cord Stimulator Trial	63650	63650, 63655	L8680, L8681, 95970, 95971, 95972, 77002
Spinal Cord Stimulator Insertion, Revision, or Removal	63655	63650, 63655, 63661, 63662, 63663, 63664, 63685, 63688	L8679, L8680, L8682, L8683, L8684, L8685, L8686, L8687, L8688, L8689, L8695, C1767, C1816, C1820, C1822, C1823, 95970, 95971 95972, 77002
Sympathetic Nerve Block	64510	64510, 64517, 64520, 64530	77003

Prior Authorization Process Overview



Evolent's Clinical Foundation & Review



- **Clinical guidelines** were developed by practicing specialty physicians, through literature reviews and evidenced-based research. Guidelines are reviewed and mutually approved by Wellcare of Delaware and Evolent Medical Officers and clinical experts. **Clinical Guidelines are available on [RadMD.com](https://www.radmd.com)**
- Algorithms are a branching structure that changes depending upon the answer to each question.
- The member's clinical information/medical record will be required for validation of clinical criteria before an approval can be made.
- Evolent has a specialized clinical team focused on IPM.
- Peer-to-peer discussions are offered for any request that does not meet medical necessity guidelines.
- **Our goal – ensure that members are receiving appropriate care.**




Authorization for IPM

Special Information

- Every IPM procedure performed requires a prior authorization; Evolent will not authorize a series of epidural injections.
- Bi-lateral IPM injections performed on the same date of service do not require a separate authorization. An authorization will cover bi-lateral as well as multiple levels on the same date of service. (Please refer to clinical guidelines for potential restrictions)
- Add on codes do not require separate authorization and are to be used in conjunction with the approved primary code for the service rendered.

IPM Clinical Checklist Reminders

IPM Documentation

-  **Conservative Treatment:** Frequently, specifics of active conservative treatment/non-operative treatment are not present in office notes. Details such as duration and frequency should be provided in order to ensure 6 weeks has been attempted with the past 6 months. Official physical therapy records do not need to be obtained but the provider should supply a summary of these details. Physical therapy is not the only means of active conservative treatment acceptable; physician directed home exercise programs as well as chiropractic care are among other examples of appropriate treatments.
-  **Visual Analog Scale (VAS) Score and/or Functional Disability:** A VAS score is an acceptable method to relay intensity of pain. However, a description of functional disability is also accepted as a means for measuring pain (e.g., noting that the member is no longer able to perform work duties, daily care, etc.).
-  **Follow Up to Prior Pain Management Procedures:** For repeat treatments, follow up is required in regard to what procedure was completed, how much and for how long relief was obtained, active participation in ongoing conservative treatment, and to what level the pain has returned. A follow up office is not required; documentation of telephone encounters with the member are acceptable to satisfy this requirement.

Evoltent to Physician: Request for Clinical Information

- ✓ A fax is sent to the provider detailing what clinical information that is needed, along with a fax coversheet.
- ✓ We stress the need to provide the clinical information as quickly as possible so we can make a determination.
- ✓ Determination timeframe begins after receipt of clinical information.
- ✓ Failure to receive requested clinical information may result in non certification.

Date: March

ORDERING PHYSICIAN:	Dr. Clifford		
FAX NUMBER:		TRACKING NUMBER:	
RE:	Authorization Request	MEMBER ID:	
PATIENT NAME:	Cindy I		
HEALTH PLAN:			

We have received your request for Lumbar Decompression. We are unable to approve based on the information provided to date, please respond to this fax as soon as possible.

Missing Clinical: Specific dates and duration of conservative treatment for 6 consecutive weeks in the last 6 months. Must include at least two of the following: physical therapy, physician-directed home exercise plan, epidural steroid injections, and/or medications.

Additional information is still needed.

We have received your request for **Lumbar Decompression** along with additional records. However, the information provided still does not support the medical necessity of these services to make a determination on this case. Please see the documentation needed below which may allow us to make a positive determination. Only sending daily notes may delay authorization.

Missing Clinical: Specific dates and duration of conservative treatment for 6 consecutive weeks in the last 6 months. Must include at least two of the following: physical therapy, physician-directed home exercise plan, epidural steroid injections, and/or medications.

You may submit records for this episode of care as requested by uploading them on www.radmd.com. Please do not resend the information previously submitted.

The ordering physician is responsible for obtaining prior authorizations and for submitting the clinical records if requested. Please respond as soon as possible with the clinical information identified above.

Receipt of written records is required in order to process your request. Once this information has been received, the case will be reviewed by a clinician, and you will be notified of the determination. The ordering provider may call to have a peer to peer discussion.

Submitting a prior authorization request on RadMD is fast and efficient!

Our provider portal, RadMD, is the easiest way to request authorizations, upload documents, access clinical guidelines and much more! To get started, visit www.RadMD.com, select **New User** and submit an **Application for New Account**.

Submitting Additional Clinical Information

- Records may be submitted:
 - Upload to [RadMD.com](#)
 - Fax using Evolent coversheet
- Location of Fax Coversheets:
 - Can be printed from [RadMD.com](#)
 - Call:
 - 1-866-512-5146 (Medicare)
 - 1-866-510-4470 (Duals)
- Use the case specific fax coversheet when faxing clinical information to Evolent

Exam Request Verification: Detail

Upload Clinical DocumentPrint Fax Cover SheetRequest Additional Visits

Cases in this Request

Member		Provider	
Name:	Evo Lent	Name:	Memorial Hospital
Gender:	Female		
Date of Birth:	5/24/1971	Address:	123 Main St, New City, ST 12345
Member ID:	AB123456	Phone:	123-456-7890
Health Plan:	ABC Health Plan HMO	Tax ID:	987654321
		UPIN:	
Spoken Language:	ENGLISH	Specialty:	
Written Language:	ENGLISH		

Clinical Specialty Team: Focused on IPM



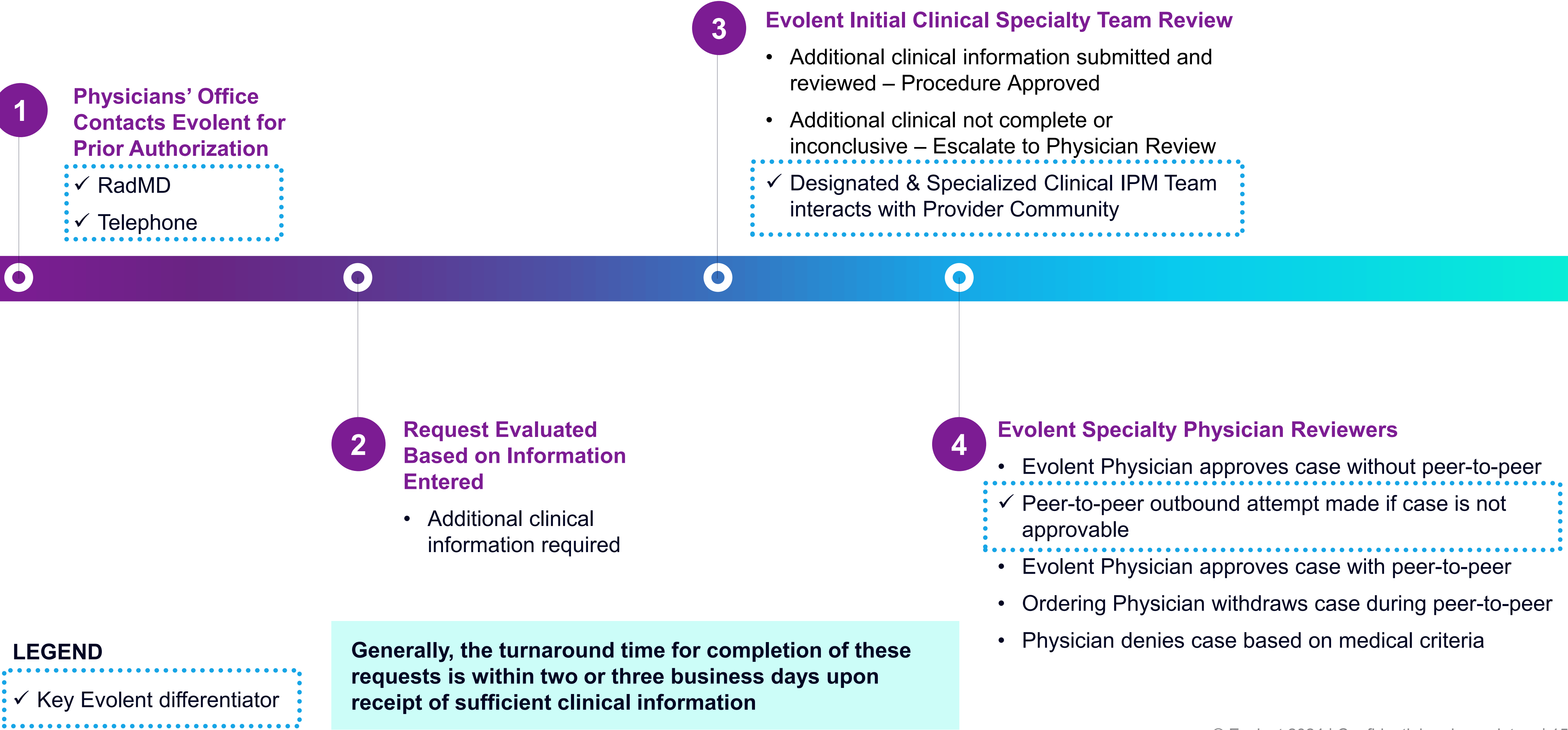
IPM Review

Initial clinical review
performed by specialty
trained IPM nurses

Clinical review team
will contact provider for
additional clinical
information

Anesthesiologists and pain
management specialists
conduct clinical reviews and
peer-to-peer discussions on
IPM requests

IPM Clinical Review Process



Urgent/Expedited Authorization Process

- If an urgent clinical situation exists (outside of a hospital emergency room) during business hours, please call Evolent immediately.
- The Evolent website [RadMD.com](https://www.radmd.com) cannot be used for medically urgent or expedited prior authorization requests during business hours. Those requests must be processed by calling the Evolent call center at:
 - 1-866-512-5146 (Medicare)
 - 1-866-510-4470 (Duals)
- Turnaround time is within 24 calendar hours not to exceed 72 calendar hours.

Authorization Validity Period

- IPM
 - 60 calendar days from date of request.

Denial Notification

- Notifications include an explanation of services denied and the clinical rationale.
- **Medicare plans:** Effective 8/5/2024, peer-to-peer discussions must be performed before a final determination has been made on the request.
- **Medicare** re-opens are only allowed if the request complies with the CMS definition of a re-open. Providers will continue to have the option to submit an appeal utilizing the health plan's process.
- In the event of a denial, providers are asked to follow the instructions provided in their denial letter.

Claims and Appeals

Claims Process:

- Providers should continue to submit their claims to Wellcare of Delaware.
- Providers are strongly encouraged to use EDI claims submission.

Appeals Process:

- In the event of a prior authorization or claims payment denial, providers may appeal the decision through Wellcare of Delaware.
- Providers should follow the instructions on their non-authorization letter or Explanation of Payment (EOP) notification.

IPM Points




Injections in all regions of spine are managed



Date of Service is required for all requests



Each IPM procedure must be prior authorized



No series of epidural injections



Specialty Nurses and Physicians review IPM requests

Provider Tools

- Request Authorization
 - View Authorization Status
 - View and manage Authorization Requests with other users
 - Upload Additional Clinical Information
 - View Requests for additional Information and Determination Letters
 - View Clinical Guidelines
 - View Frequently Asked Questions (FAQs)
 - View Other Educational Documents
-
- Interactive Voice Response (IVR) System for authorization tracking



RadMD.com

Available 24/7



1-866-512-5146 (Medicare)

1-866-510-4470 (Duals)

Available Monday - Friday

8:00 AM – 8:00 PM EST

Evolent Website

[RadMD.com](https://www.radmd.com)

RadMD Functionality varies by user:

- **Ordering Provider's Office**
 - View and submit requests for authorization.
- **Rendering Provider**
 - View approved, pended and in review authorizations for their facility.
 - IPM providers are typically both the ordering and the rendering provider.

Online Tools Available on RadMD

- Evolent's Clinical Guidelines
- Frequently Asked Questions
- RadMD Quick Start Guide
- Utilization Review Matrices

The screenshot displays the RadMD website interface. At the top, there is a green header with the text "RadMD Sign In". Below this header, a message states: "For URGENT/EXPEDITED authorization requests, please contact the Evolent call center." Underneath the message are two buttons: "Sign In" (orange) and "New User" (grey). Below the sign-in section is a white box with the heading "Track an Authorization". Inside this box, there is a label "Authorization Tracking Number" followed by a text input field. To the right of the input field is an orange "Go" button.

RadMD New User Application Process - Ordering

STEPS

1. Click the **“New User”** button on the right side of the home page.
NOTE: On subsequent visits to RadMD, click the “Sign In” button to proceed.
2. Under the Appropriate Description dropdown select **“Physician’s office that orders procedures”**.
3. Complete the application and click **“Submit”**.
4. Open email from Evolent webmaster with new user password instructions.

IMPORTANT

- Users are required to have their own separate username and password due to HIPAA regulations.
- Offices that are both ordering and rendering procedures should request ordering provider access. This will allow you to request authorization on RadMD and see the status of requests.

1



2

-- Please Select an Appropriate Description --

Physician's office that orders procedures

Facility/office where procedures are performed

Health Insurance company

Cancer Treatment Facility or Hospital that performs radiation oncology procedures

Physicians office that prescribes radiation oncology procedures

Physical Medicine Practitioner (PT, OT, ST, Chiro, etc.)

3

Application for a New Account

Please fill out this form only for yourself. Shared accounts are not allowed.

In order for your account to be activated, you must be able to receive emails from RadMDSupport@magellanhealth.com. Please check with your email administrator to ensure that emails from RadMDSupport@magellanhealth.com can be received.

Which of the following best describes your company?
-- Please select an appropriate description --

What about read-only radiology offices?

New Account User Information		Your Supervisor	
Choose a Username: <input type="text"/>		Unless you are the owner or CEO of your company, the user's name/email must be different than the supervisor's name/email.	
First Name: <input type="text"/>	Last Name: <input type="text"/>	First Name: <input type="text"/>	Last Name: <input type="text"/>
Phone: <input type="text"/>	Fax: <input type="text"/>	Phone: <input type="text"/>	Email: <input type="text"/>
Email: <input type="text"/>	Confirm Email: <input type="text"/>		
Company Name: <input type="text"/>	Job Title: <input type="text"/>		
Address Line 1: <input type="text"/>	Address Line 2: <input type="text"/>		
City: <input type="text"/>	State: <input type="text"/>		
Zip: <input type="text"/>			

Submit

RadMD New User Application Process - Rendering

STEPS

1. Click the **“New User”** button on the right side of the home page.
NOTE: On subsequent visits to RadMD, click the “Sign In” button to proceed.
2. Under the Appropriate Description dropdown select **“Facility/office where procedures are performed”**.
3. Complete the application and click **“Submit”**.
4. Open email from Evolent webmaster with new user password instructions.

IMPORTANT

- Users are required to have their own separate username and password due to HIPAA regulations.
- Designate an “Administrator” for the facility who manages access for users.
- If multiple staff members entering authorizations need to view approved, pended, and in-review authorization requests, they will each need to complete and submit a new user application. The account administrator is responsible for granting rendering access for each employee.

1



2

-- Please Select an Appropriate Description --

Physician's office that orders procedures

Facility/office where procedures are performed

Health Insurance company

Cancer Treatment Facility or Hospital that performs radiation oncology procedures

Physicians office that prescribes radiation oncology procedures

Physical Medicine Practitioner (PT, OT, ST, Chiro, etc.)

3

Application for a New Account

Please fill out this form only for yourself. Shared accounts are not allowed.

In order for your account to be activated, you must be able to receive emails from RadMDSupport@magellanhealth.com. Please check with your email administrator to ensure that emails from RadMDSupport@magellanhealth.com can be received.

Which of the following best describes your company?
Facility/office/lab where procedures are performed [What about read-only radiology offices?](#)

New Account User Information		Your Supervisor	
Choose a Username: <input type="text"/>		Unless you are the owner or CEO of your company, the user's name/email must be different than the supervisor's name/email.	
First Name: <input type="text"/>	Last Name: <input type="text"/>	First Name: <input type="text"/>	Last Name: <input type="text"/>
Phone: <input type="text"/>	Fax: <input type="text"/>	Phone: <input type="text"/>	Email: <input type="text"/>
Email: <input type="text"/>	Confirm Email: <input type="text"/>		
Company Name: <input type="text"/>		Affiliated Facilities	
Job Title: <input type="text"/>		Facility Tax ID #: <input type="text"/> Add	
Address Line 1: <input type="text"/>		Your Tax IDs: [none]	
Address Line 2: <input type="text"/>			
City: <input type="text"/>	State: <input type="text"/>		
Zip: <input type="text"/>			

[Submit](#)

Shared Access

Evolent offers a Shared Access feature on our [RadMD.com](#) website. Shared Access allows ordering providers to view authorization requests initiated by other RadMD users within their practice.

If practice staff is unavailable for a period of time, access can be shared with other users in the practice. They will be able to view and manage the authorization requests initiated on [RadMD.com](#), allowing them to communicate with members and facilitate treatment.

Request

Exam or specialty procedure

(including Cardiac, Ultrasound, Sleep Assessment)

Physical Medicine

Initiate a Subsequent Request

Radiation Treatment Plan

Pain Management

or Minimally Invasive Procedure

Spine Surgery or Orthopedic Surgery

Genetic Testing

Resources and Tools

Shared Access

1 share offer requires your attention

Clinical Guidelines

Request access to Tax ID

News and Updates

Hot Topic:

Login As Username:

Login

Request Status

Search for Request

View All My Requests

View Customer Service Calls

Tracking Number:

Search

Forgot Tracking Number?

When to Contact Evolent

Initiating or checking the status of an authorization request	<ul style="list-style-type: none">• Website: RadMD.com• 1-866-512-5146 (Medicare)• 1-866-510-4470 (Duals)
Initiating a Peer-to-Peer Consultation	<ul style="list-style-type: none">• 1-866-512-5146 (Medicare)• 1-866-510-4470 (Duals)
Provider Service Line	<ul style="list-style-type: none">• RadMDSupport@Evolent.com• Call 1-800-327-0641
Provider Education requests or questions specific to Evolent	<p>Mara Grimm <i>Provider Engagement Manager</i> 1-804-548-0584 • mara.grimm@evolent.com</p>

RadMD Demonstration



THANK YOU!

EVOLENT DOES NOT ALLOW ANY THIRD PARTIES TO USE EVOLENT OR EVOLENT CLIENT DATA FOR ANY PURPOSE OTHER THAN PROVIDING SERVICES ON BEHALF OF EVOLENT OR EVOLENT CLIENTS.