

Ambetter from Arkansas Health
& Wellness
Physical Medicine Program
Provider Training

Presented by:
Leta Genasci



NIA Physical Medicine Program Agenda

Our Program



Prior Authorization Process and Overview

- Clinical Information Required
- Subsequent Requests
- Peer to Peer Review
- Notification of Determination
- Claims



Provider Tools and Contact Information



RadMD Demo



Questions and Answers

NIA Medical Specialty Solutions

National Footprint / Medicaid Experience



National Footprint

- ✓ **Providing Client Solutions since 1995** – one of the *go-to* care partners in industry.
- ✓ **Uniquely independent** – only major specialty company not aligned to health plan ownership.
- ✓ **64 health plans/markets** – partnering with NIA for the management of medical specialty solutions.
- ✓ **28.02M national lives** – participating in a medical specialty solutions program.
- ✓ **Diverse populations** – Medicaid, Exchanges, Medicare, Commercial, FEP, Provider Entities.

Medicaid/Medicare/Exchange Expertise/Insights

- ✓ **12.35M Medicaid lives** – in addition to 3.9M Exchange and 2M Medicare Advantage lives participating in a medical specialty solutions program nationally.

Physical Medicine Medicaid Experience


- ✓ **3.5M Physical Medicine Medicaid lives**

Intensive Clinical Specialization & Breadth

- ✓ **Specialized Physician Teams**
 - 160+ actively practicing, licensed, board-certified physicians
 - 28 specialties and sub-specialties

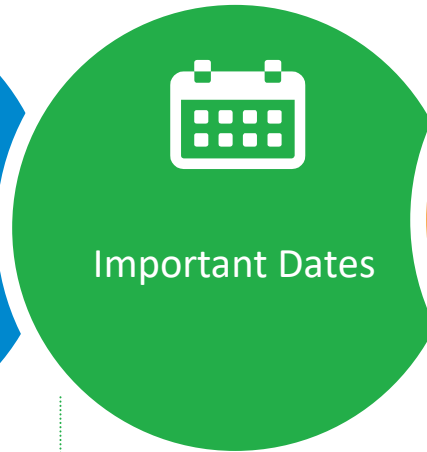
URAC Accreditation & NCQA Certified

NIA's Physical Medicine Prior Authorization Program



The Program

- Ambetter from Arkansas Health & Wellness will begin a prior authorization program through NIA for the management of Physical Medicine Services.
- The program includes both rehabilitative and habilitative care.



Important Dates

- Program start date: January 1, 2021



Disciplines & Settings Included

- Disciplines:
- Physical Therapy
 - Occupational Therapy
 - Speech Therapy
- Settings:
- Office
 - Outpatient Hospital
 - Home Health



Membership Included

- Exchange Programs



Procedures Performed on or after January 1, 2021, Require Prior Authorization



Targeted Physical Medicine Procedures Performed in an Outpatient Hospital/Office/Home Health Setting:

- Physical Therapy
- Speech Therapy
- Occupational Therapy

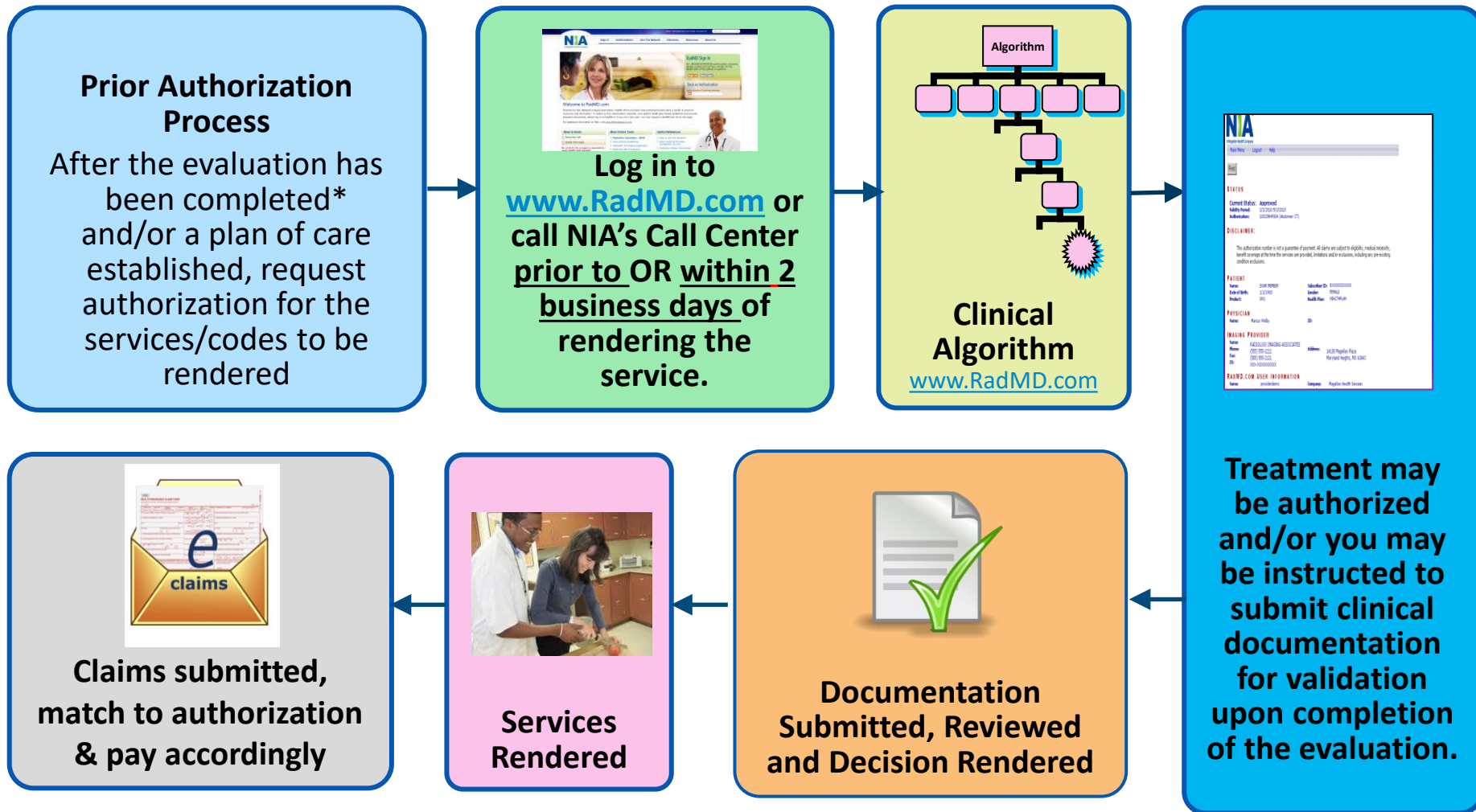


Excluded from the Program Physical Medicine Procedures Performed in the following Settings:

- Hospital Emergency Department
- Hospital status inpatient or observation
- Acute Rehab Hospital (Inpatient)
- Home Health
- Skilled Nursing (POS 31 & 32)

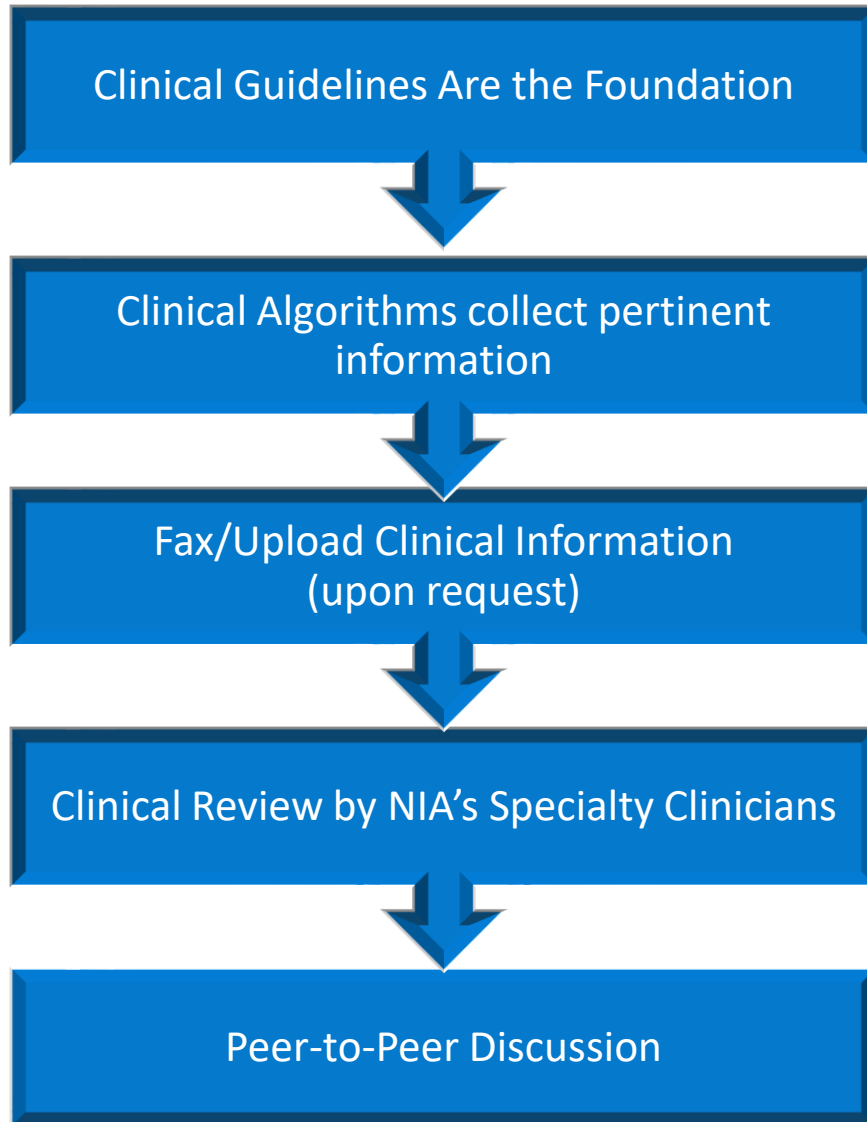
Ambetter from Arkansas Health & Wellness's network of Physical Medicine providers including therapists and facilities will be used for the Physical Medicine Program

Initial Authorization Process Overview



*PT, OT and ST Initial Evaluation codes do not require authorization.

NIA's Clinical Foundation & Review



- NIA clinical guidelines are reviewed and mutually approved by Ambetter from Arkansas Health & Wellness and NIA's Chief Medical Officers and senior clinical leadership
- Milliman Care Guidelines (MCG) Licensed Guidelines for physical medicine services
- NIA's Clinical Guidelines are available on www.RadMD.com
- Algorithms are a branching structure that changes depending upon the answer to each question.
- The patient's clinical information/medical record will be required for validation of clinical criteria before an approval can be made.
- NIA has a specialized clinical team focused on Physical Medicine.
- Peer-to-peer discussions are offered for any request that does not meet medical necessity guidelines.
Our goal – ensure that members are receiving appropriate care.

Understanding the Goal of the Physical Medicine Intake Questions (Algorithm)

Cause for Therapy: [Choose One] v
ICD10 Code: [] Add Another Code
Discipline of therapy being requested: [Choose One]

*Is the cause of the illness/injury related to a Motor Vehicle Accident?

[Please select one] v

*Is Another Party Financially Responsible for the patient's illness/injury?

[Please select one] v

*Is the cause of the illness/injury related to the Patient's Employment?

[Please select one] v

What is the requested start date of the service? *mm/dd/yyyy*

[] 

Back (Provider)

Continue



Benefit of the algorithm

- No delay in treatment for patient
- No delay in submitting claims



Once you submit your initial request for authorization, you will receive visits to get you started

- While the majority of the authorizations may be approved at the time of submission, a portion of them may pend for documentation submission at the time of entry.
- You will have the option to accept or decline approved visits.



Additional visits may be approved once clinical documentation has been submitted with subsequent requests process

Patient and Clinical Information Required for Authorization



General Information: Patient, clinician, and facility information.



Clinical Information at Intake: Requested start date of service, initial evaluation date, and date of injury.



Clinical Record Content: Therapy initial evaluation, diagnosis, functional status (prior & current), functional deficits, objective tests and measures, standardized outcome tools (at your clinician's discretion), plan of care (including frequency, duration, interventions planned & goals*), assessment (prognosis & limitations).

** Goals should be specific, measurable, and time-oriented, as well as targeting identified functional deficits. Refer to the "Provider Tip Sheet/Checklist" on www.RadMD.com for more specific information.*

Clinical Records Checklist



The Following Documentation is Required for Authorization Requests

Rehabilitative Cases			
	0 - 9 Visits	10 Visits or greater than 30 Days	Comments
Initial Evaluation	X	X	Include if not part of initial submission
Outcome Measure	X	X	Please send updated outcome measures with the progress note and/or at appropriate times
Daily Note	X	X	After IE, please send 2 most recent
Progress Note		X	

Habilitative Cases					
	0 - 30 Days	30 - 90 Days	3 - 11 Months	12 Months or Greater	Comments
Initial Evaluation	X	X	X	X	Include if not part of initial submission
Standardized Testing	X			X	Updated at least once yearly Consider a different test if deficits not shown on original test
Daily Notes	X	X	X	X	After IE, please send 2 most recent
Progress Notes		X	X	X	
Re-evaluation				X	

NIA to Physician: Request for Clinical Information



CC_TRACKING_NUMBER FAXC

NIA
NATIONAL IMAGING ASSOCIATION
 National Imaging Associates, Inc.
 92 Son #100
 Phoenix, AZ 85023-1100

PLEASE FAX THIS FORM TO:

Date: TODAY

ORDERING PROVIDER:		REQ PROVIDER:	
FAX NUMBER:	FAX RECIP PHONE:	TRACKING NUMBER:	CC_TRACKING_NUMBER:
RE: Authorization Request	MEMBER ID:	MEMBER ID:	
PATIENT NAME:	MEMBER NAME:		
HEALTH PLAN:	CAR NAME:		

Request for Further Clinical Information

We have received your request for PROC_DESC. Please use this tool to assist us with the preauthorization process, by submitting by fax (Fax # _____) or phone all relevant information requested below. For information regarding NIA clinical guidelines used for determinations please see radmd.com. To speak with an Initial Clinical Reviewer please call: _____

1. Treating condition/diagnosis: _____
2. Brief relevant medical history and summary of previous therapy: _____
3. Surgery Date and Procedure (if any): _____
4. Date of initial evaluation: _____ Date of Re-evaluation: _____

RESULTS OF OBJECTIVE TESTS AND MEASURES: _____



A fax is sent to the provider detailing what clinical information that is needed, along with a Fax Coversheet



We stress the need to provide the clinical information as quickly as possible so we can make a determination



Determination timeframe begins after receipt of clinical information



Failure to receive requested clinical information may result in non certification

Submitting Additional Clinical Information



- Records may be submitted:
 - Upload to www.RadMD.com
 - Fax using that NIA coversheet
- Location of Fax Coversheets:
 - Can be printed from www.RadMD.com
 - Call 1-877-617-0390
- Use the case specific fax coversheets when faxing clinical information to NIA

Request Verification Details

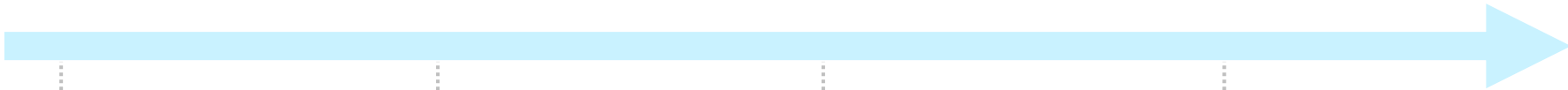
Exam Request Verification: Detail

[Print Fax Coversheet](#) [Upload Clinical Document](#) [Request Additional Units](#)

Member **Provider**

CC_TRACKING_NUMBER		FAXC	
		FAX COVER	
<small>National Imaging Associates, Inc. PO Box 2273 Maryland Heights, MO 63043 Fax #: 1-800-786-6864</small>			
To:	REQ_PROVIDER	From:	National Imaging Associates, Inc. (NIA)
Fax:	FAX_RECIP_PHONE	Pages:	pPAGECOUNT
Phone:		Date:	TODAY
Re:	CC_TRACKING_NUMBER	CC:	N/A

NIA Physical Medicine Program: UM/Prior Auth Process



Provider contacts NIA for prior authorization following the initial evaluation.

Clinical algorithm evaluates request based on information entered by provider to determine if real-time authorization is appropriate for initial request.

NIA Peer Clinical Review. If information captured in intake algorithm is insufficient to support automatic approval of services, clinical records must be submitted for review.

Determination and Notification

RadMD



Telephone



✓ Clinical information complete = **Services Approved**

? Additional clinical information required

Case is pended for clinical records.
Outreach to provider for necessary clinical information.

- You will receive a Tracking Number: 123456789

✓ Services appear appropriate = **Approved**

- You will receive an approved Authorization Number/Case ID Number: 12345ABC1234

✗ Services not supported as medically necessary = **Adverse Determination**

✓ Authorization of a set of **visits** and a validity period. Notifications sent to member, provider, and ordering physician when mandated by state.

✗ Clinical information does not support the requested services as medically necessary.

A peer-to-peer review is always available

Notification of final determination is sent to member, provider and ordering physician when mandated by state.

Generally the turnaround time for completion of these requests is within one business day upon receipt of sufficient clinical information

Initiating a Subsequent Request



When is a subsequent request appropriate?



- When you have an active authorization
- A need for continued care
- A change in the treatment plan or plan of care
- The addition of a new diagnosis

How are subsequent requests initiated?



- Through the link on RadMD
- Faxing updated clinical documentation

When can it be initiated?



- Can be initiated at any time after receiving notification about the previous authorization
- Visits build on the original authorization

Will I lose visits?



- Visits from a current authorization will not be lost and newly approved visits will be added to the original authorization

Treating an Additional Body Part



If a provider is in the middle of treatment and gets a new therapy prescription for a different body part, the provider will perform a new evaluation on that body part and develop goals for treatment. See below for processes associated with the possible next treatment plans:



Treating body parts concurrently:

- The request would be submitted as an addendum to the existing authorization, using the same process that is used for subsequent requests
- NIA will add additional ICD 10 code(s) and visits to the existing authorization



Discontinuing care on original body part:

- The provider should submit a new request for the new diagnosis and include the discharge summary for the previous area. A new authorization will be processed to begin care on the new body part and the previous will be ended.



Authorization Notification

- The approval notification will include a fax coversheet that can be used for any subsequent requests.

Validity Period

- Authorizations will include the number of approved visits with a validity period. It is important that the service is performed within the validity period.
- A 30-day extension of the validity period can be obtained by contacting NIA.

Denial Notification

- Notifications will include an explanation of what services have been denied and the clinical rationale for the denial
- A peer to peer discussion can be initiated once the adverse determination has been made.
- A reconsideration is available with new or additional information.
- Timeframe for reconsideration is 5 business days from the date of denial.
- In the event of a denial, providers are asked to follow the appeal instructions provided in their denial letter.



How Claims Should be Submitted

- Providers will continue to submit their claims to Ambetter from Arkansas Health & Wellness
- Providers are strongly encouraged to use EDI claims submission

Claims Appeals Process

- In the event of a prior authorization or claims payment denial, providers may appeal the decision through Arkansas Health & Wellness
- Providers should follow the instructions on their non-authorization letter or Explanation of Payment (EOP) notification

Physical Medicine Points



If multiple provider types are requesting services, they will each need their own authorization (i.e. PT, ST, and OT services).



The CPT codes for PT, OT and ST initial evaluations do not require an authorization. However, all other billed CPT codes even if performed on the same date as the initial evaluation will require authorization prior to billing.



After the initial visit, providers will have up 1 business days to request approval for the first visit. If requests are received timely, NIA is able to backdate the start of the authorization to cover the evaluation date of service to include any other services rendered at that time.



Subsequent authorizations are an extension of the initial authorization and will require clinical documentation be uploaded to www.RadMD.com or faxed to NIA at 1-800-784-6864.



An authorization will consist of number of visits and a validity period. Each date of service is calculated as a visit.



30-day extensions to the end date of current authorizations can be added by utilizing the “Request Validity Date Extension” option on RadMD.



RadMD Website
www.RadMD.com



Available
24/7 (except during
maintenance)



Toll Free Number
1-877-617-0390



Available
8:00 AM – 8:00 PM CST

- Request Authorization
 - View Authorization Status
 - View and manage Authorization Requests with other users
 - Upload Additional Clinical Information
 - View Requests for additional Information and Determination Letters
 - View Clinical Guidelines
 - View Frequently Asked Questions (FAQs)
 - View Other Educational Documents
-
- Interactive Voice Response (IVR) System for authorization tracking

Registering on RadMD.com To Initiate Authorizations



Everyone in your organization is required to have their own separate user name and password due to HIPAA regulations.

STEPS:

1. Click the “New User” button on the right side of the home page.
2. Select “Physical Medicine Practitioner”
3. Fill out the application and click the “Submit” button.
 - You must include your e-mail address in order for our Webmaster to respond to you with your NIA-approved user name and password.

NOTE: On subsequent visits to the site, click the “Sign In” button to proceed.

Offices that will be both ordering and rendering should request ordering provider access, this will allow your office to request authorizations on RadMD and see the status of those authorization requests.

1 RadMD Sign In
24/7 online access for imaging facilities and health plans to NIA's RadMD Web site.
Sign In **New User**

Which of the following best describes your company?
Physical Medicine Practitioner

2 Physician's office that orders procedures
Facility/office where procedures are performed
Health Insurance company
Cancer Treatment Facility or Hospital that performs radiation oncology procedures
Physicians office that prescribes radiation oncology procedures
Physical Medicine Practitioner (PT, OT, ST, Chiro, etc.)

3

New Account User Information		Your Direct Report	
Choose a User ID: <input type="text"/>		The manager or supervisor responsible for terminating your access. This cannot be yourself.	
First Name: <input type="text"/>	Last Name: <input type="text"/>	First Name: <input type="text"/>	Last Name: <input type="text"/>
Phone: <input type="text"/>	Fax: <input type="text"/>	Phone: <input type="text"/>	Email: <input type="text"/>
Email: <input type="text"/>	Confirm Email: <input type="text"/>		
Company Name: <input type="text"/>	Job Title: <input type="text"/>		
Address Line 1: <input type="text"/>	Address Line 2: <input type="text"/>		
City: <input type="text"/>	State: <input type="text"/>		
Zip: <input type="text"/>			

When to Contact NIA



Providers:

<p>Initiating or checking the status of an authorization</p>	<ul style="list-style-type: none">▪ Website, www.RadMD.com▪ Toll-free number 1-877-617-0390 - Interactive Voice Response (IVR) System
<p>Initiating a Peer to Peer</p>	<ul style="list-style-type: none">▪ Call 1-877-617-0390
<p>Technical Issues</p>	<ul style="list-style-type: none">▪ RadMDSupport@Evolent.com▪ Call 1-800-327-0641
<p>Provider Education requests or questions specific to NIA</p>	<ul style="list-style-type: none">▪ Leta Genasci Provider Relations Manager 1-800-450-7281 Ext. 75518 lgenasci@Evolent.com

RadMD Demonstration



Confidentiality Statement



The information presented in this presentation is confidential and expected to be used solely in support of the delivery of services to Ambetter from Arkansas Health & Wellness members. By receipt of this presentation, each recipient agrees that the information contained herein will be kept confidential and that the information will not be photocopied, reproduced, or distributed to or disclosed to others at any time without the prior written consent of Ambetter from Arkansas Health & Wellness and Evolent Health, LLC.